

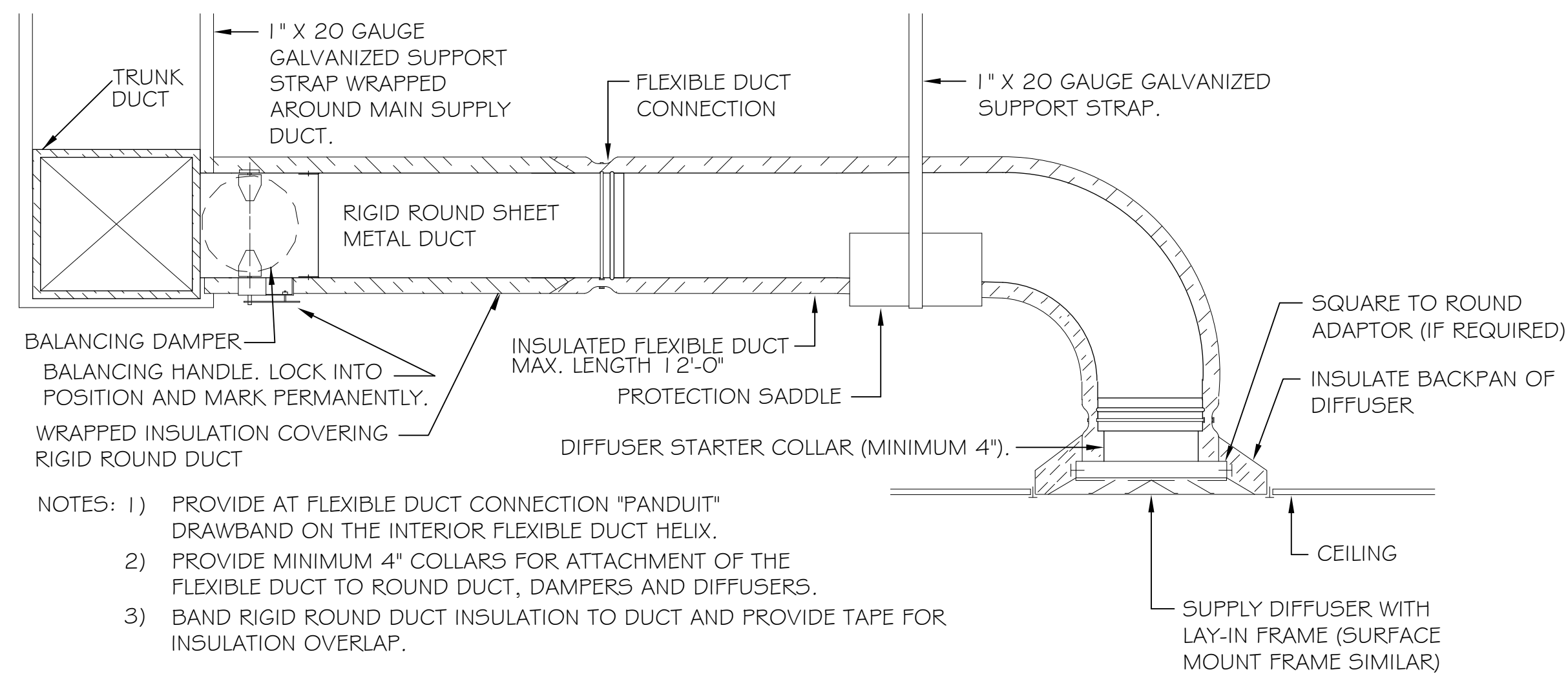
A/C CONDENSING UNIT SCHEDULE						
ZONE/ A/C #	TOTAL BTU	ELECTRICAL			COMMENTS	
		VOLTAGE	MCA	CKT BRKRS		
1	60,000 (5 TON) FOR SECOND FLOOR LOCATED ON ROOF (SEE ROOF PLAN)	208V,3Ø	37.4	---	NOTE: ALL A/C TO BE SPLIT-SYSTEM HVAC (YORK OR EQUAL) EXCEPT A/C #5. A/C #5 TO BE LENOX T-CLASS (10 TON) SPLIT-SYSTEM	
2	48,000 (4 TON) FOR SECOND FLOOR LOCATED ON ROOF (SEE ROOF PLAN)	208V,3Ø	28.5	---		
3	48,000 (4 TON) FOR SECOND FLOOR LOCATED ON ROOF (SEE ROOF PLAN)	208V,3Ø	28.5	---		
4	24,000 (2 TON) FOR SECOND FLOOR LOCATED ON ROOF (SEE ROOF PLAN)	208V,3Ø	14.1	---		
5	120,000 (10 TON) FOR FIRST FLOOR LOCATED ON EXTERIOR SLAB	208V,3Ø	55.0	---		

AHU UNIT SCHEDULE								
ZONE/ A/C #	TOTAL BTU	CFM	O.A.	HEAT (KW)	ELECTRICAL		COMMENTS	
					VOLTAGE	MCA		
1	60,000 5 TON AHU #1	2,000	150	11.3	208V,3Ø	45.0	NOTE: ALL A/C TO BE SPLIT-SYSTEM HVAC (YORK OR EQUAL)	
2	48,000 4 TON AHU #2	1,600	150	11.3	208V,3Ø	43.7		
3	48,000 4 TON AHU #3	1,600	150	11.3	208V,3Ø	43.7		
4	24,000 2 TON AHU #4	800	100	7.5	208V,3Ø	41.2		

EXHAUST FAN SCHEDULE					
NO.	LOCATION	CFM	VOLTAGE	TYPE	MANF.
EF-1	EXISTING WOMENS RESTROOM-FIRST FLOOR	75	120	VENT	BROAN
EF-2	RENOVATED WOMENS RESTROOM-FIRST FLOOR	75	120	VENT	BROAN
EF-3	NEW MENS RESTROOM-FIRST FLOOR	75	120	VENT	BROAN
EF-4	RENOVATED MENS RESTROOM-SECOND FLOOR	75	120	VENT	BROAN
EF-5	RENOVATED WOMENS RESTROOM-SECOND FLOOR	75	120	VENT	BROAN
EF-6	EXISTING RESTROOM-SECOND FLOOR	75	120	VENT	BROAN

SECOND FLOOR MECHANICAL PLAN

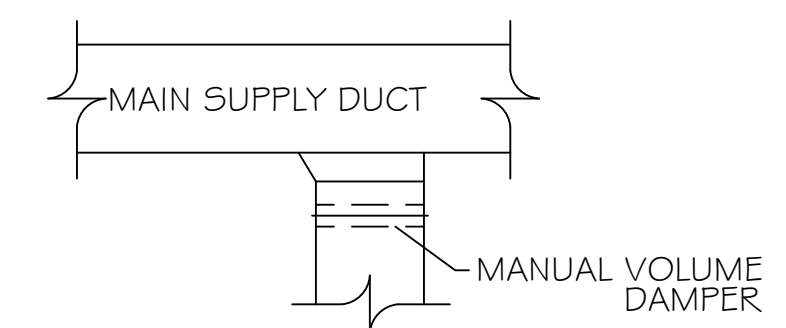
SCALE: 1/4" = 1'-0"



DIFFUSER CONNECTION DETAIL-FLEX DUCT

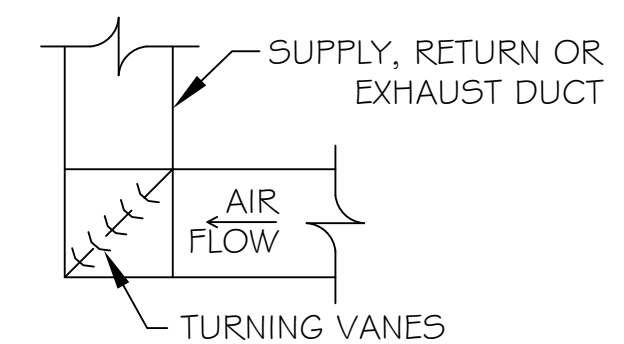
N.T.S.

NOTE: MECHANICAL PLANS ARE DRAWN DIAGRAMATIC. DUCT LOCATIONS ARE FOR REFERENCE ONLY. FIELD LOCATE AS NEEDED BETWEEN JOISTS. INSTALL FIRE DAMPER AT ANY LOCATION WHERE DUCT PENETRATES A RATED WALL OR ROOF/DECK. ANY EXHAUST FAN FIXTURE INSTALLED IN A RATED CEILING WILL NEED TO BE RATED FOR THAT CEILING. COORDINATE LOCATIONS OF ALL SUPPLY AIR DIFFUSERS, RETURN AIR GRILLE, EXHAUST FANS, ETC...WITH THE LIGHTING PLAN.



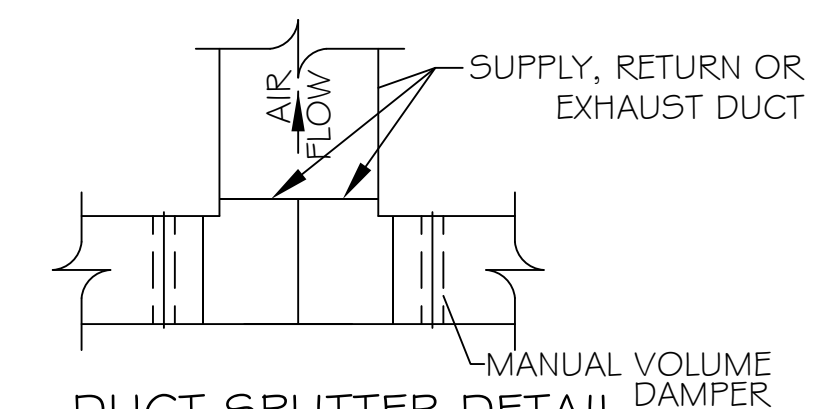
SUPPLY DUCT TAKE-OFF DETAIL

N.T.S.



SQUARE ELBOW DETAIL

N.T.S.



DUCT SPLITTER DETAIL

N.T.S.

#	DESCRIPTION	REVISIONS	DATE